
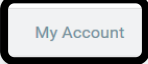



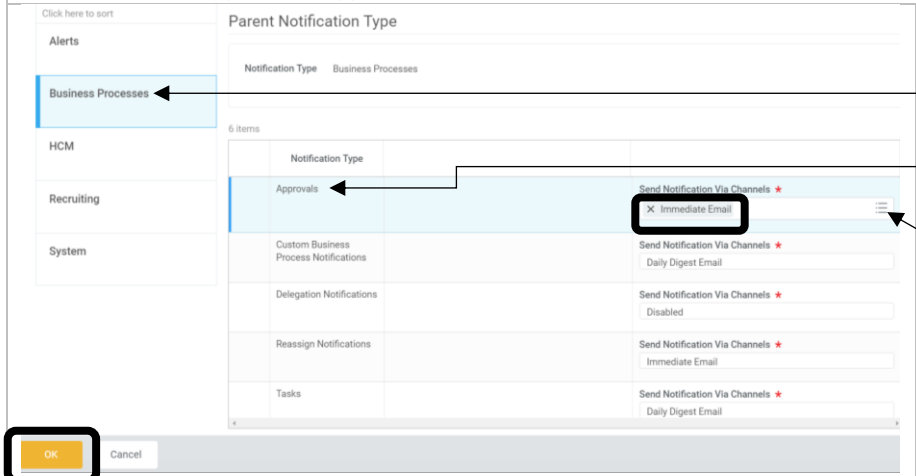
Notification Settings in Workday

<http://workday.miami.edu>

Notification Setting Adjustments

1. Click the cloud icon. 
2. Click **My Account**. 
3. Click **Change Preferences**. 

In the *Parent Notification Type* Section:



Click **Business Processes**.

Select **Approvals**.

To make changes, click the menu button and select one of the Approval Options:

- Daily Digest Email
- Disabled
- Immediate Email

To save the changes click **OK**.